

REFERENCE NOTES SCHEDULE

SYMBOL	DESCRIPTION	DETAIL	RELATED DETAIL(S)	SPEC. SECTION(S)
PAVING AND SURFACING (PA)				
	CONCRETE PAVING - PEDESTRIAN	1/LC501		32 1313
	CONCRETE PAVING - VEHICULAR	2/LC501		32 1313
	ENGINEERED WOOD FIBER SURFACING (EWF)	1/LC502		32 1816.13
	DECOMPOSED GRANITE PAVING W/STABILIZER	7/LC501		32 1543
	POURED-IN-PLACE RUBBER SURFACING	2/LC502	3/LC502, 4/LC502, 1/LC503	32 1816.13

SYMBOL	DESCRIPTION	DETAIL	RELATED DETAIL(S)	SPEC. SECTION(S)
PLAY EQUIPMENT (PE)				
PE-102	POLYHILL SLIDE			11 6813
PE-104	BELT AND ADA SEAT SWINGS			11 6813
PE-105	OODLE SWING			11 6813
PE-106	CURVA SPINNER			11 6813
PE-107	FLYWHEEL SPINNER			11 6813
PE-108	WE-GO-ROUND			11 6813
PE-109	FORTRESS MULTI-CLIMBER			11 6813
PE-110	FOX DEN HANGOUTS			11 6813
PE-111	FOOTPRINT STEPPERS			11 6813
PE-112	FOXTROT MULTI-CLIMBER			11 6813
PE-113	SEESAW 4-SEATS			11 6813
PE-114	SPRING RIDER DOUBLE			11 6813
PE-115	SPRING RIDER SINGLE			11 6813
PE-116	ROLLERSLIDE			11 6813
PE-117	BUCKET SWINGS			11 6813
PE-118	ROPE PULL CLIMBER			11 6813
PE-119	WOBBLE			11 6813
PE-120	BEAM			11 6813
PE-121	HILL LOOPS			11 6813
PE-122	WAVY POLES			
PE-123	PLAY PANELS			11 6813
PE-124	PLAY AREA SIGNAGE			11 6813

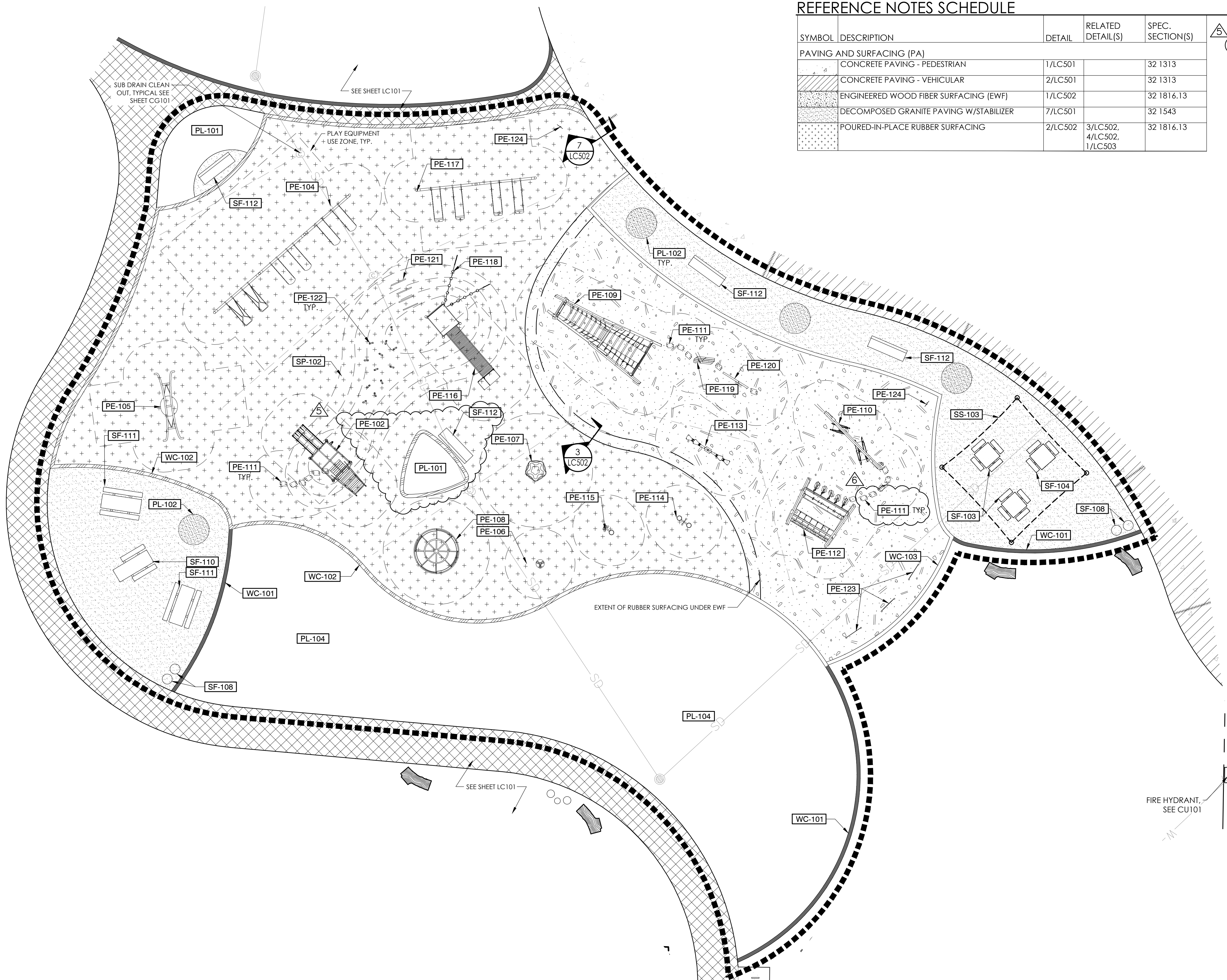
SYMBOL	DESCRIPTION	DETAIL	RELATED DETAIL(S)	SPEC. SECTION(S)
PLANTING AND IRRIGATION (PL)				
PL-101	PLANTER AREA			32 9300
PL-102	TREE PLANTING IN DECOMPOSED GRANITE	1/LP501		11 6813
PL-104	ECO LAWN AREA			32 9300

SYMBOL	DESCRIPTION	DETAIL	RELATED DETAIL(S)	SPEC. SECTION(S)
SITE FURNISHINGS (SF)				
SF-103	TABLE TYPE 5 - SQUARE TABLE			32 3300
SF-104	TABLE TYPE 6 - SQUARE TABLE ACCESSIBLE			32 3300
SF-108	WASTE RECEPTACLE			32 3300
SF-110	TABLE TYPE 1 - 8 FT TABLE ACCESSIBLE			32 3300
SF-111	TABLE TYPE 2 - 8 FT TABLE			32 3300
SF-112	BENCH TYPE 1 - BACKED			32 3300

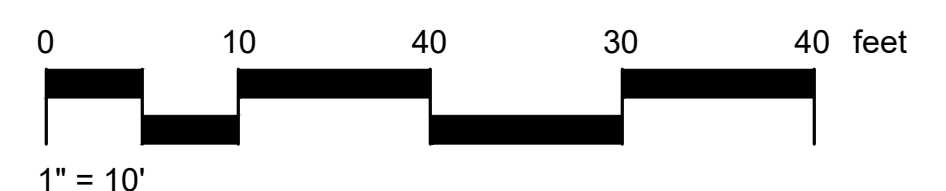
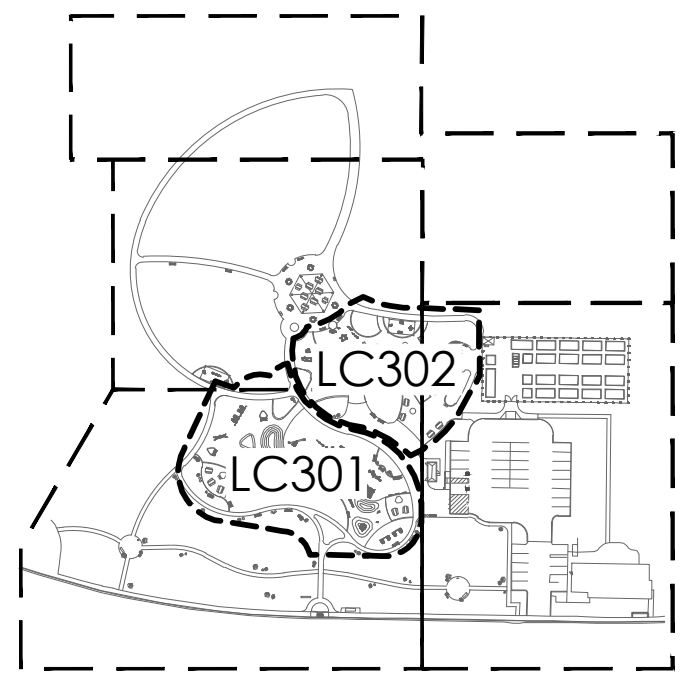
SYMBOL	DESCRIPTION	DETAIL	RELATED DETAIL(S)	SPEC. SECTION(S)
SPECIALTY (SP)				
SP-102	RUBBER MOUNDS		1/LC507	32 1816.13

SYMBOL	DESCRIPTION	DETAIL	RELATED DETAIL(S)	SPEC. SECTION(S)
SITE STRUCTURES (SS)				
SS-103	SQUARE CANTILEVER UMBRELLA SHADE	2/ZC101		OWNER FURNISHED AND INSTALLED

SYMBOL	DESCRIPTION	DETAIL	RELATED DETAIL(S)	SPEC. SECTION(S)
WALLS AND CURBS (WC)				
WC-101	MOW CURB - 8" W	5/LC502		03 30 01
WC-102	PLAY CURB AT RUBBER SURFACING - 8" W	8/LC502		03 3000
WC-103	PLAY CURB AT ENGINEERED WOOD FIBER - 8" W	6/LC502	1/LC502	03 3000



KEY MAP



Inch 1 0

rrm design group
 rrmdesign.com | (510) 751-4910
 THE INCLOSED DRAWINGS, SPECIFICATIONS, IDEAS, DESIGNS AND ARRANGEMENTS REPRESENTED THEREBY ARE AND SHALL REMAIN THE PROPERTY OF RRM DESIGN GROUP AND NO PART THEREOF SHALL BE COPIED, DISCLOSED TO OTHERS OR USED IN CONNECTION WITH ANY WORK OR PROJECT OTHER THAN THE SPECIFIC PROJECT FOR WHICH THEY HAVE BEEN PREPARED AND DELIVERED WITHOUT THE WRITTEN CONSENT OF RRM DESIGN GROUP. RRM DESIGN GROUP'S REVIEW OR SPECIFICATIONS SHALL CONSTITUTE CONCLUSIVE EVIDENCE OF ACCEPTANCE OF THESE RESTRICTIONS. SUBMITTAL OF THESE DOCUMENTS FOR PUBLIC AGENCY REVIEW SHALL NOT BE CONSIDERED A WAIVER OF RRM DESIGN GROUP'S RIGHTS.

APPROVED BY	DATE	6/11/25	ADDENDUM #6
DESIGNED BY: GC/YI	DATE	6/06/25	ADDENDUM #5
DRAWN BY: YI/EH/JC	DATE	5/29/25	ADDENDUM #3
CHECKED BY: MP	NO.	DATE	BY
			REVISIONS

CITY OF
LIVERMORE
 CALIFORNIA
 COMMUNITY DEVELOPMENT DEPARTMENT - ENGINEERING DIVISION
 City Project No. 2023-19

SPRINGTOWN OPEN SPACE IMPROVEMENTS
SPRINGTOWN COMMUNITY PARK
PLAYGROUND
ENLARGEMENT PLAN

LC301
 Sheet 40
 Of 84
 Scale: PER PLANS